

**STARCOM INFORMATION TECHNOLOGY LIMITED**

CIN No.: L67120KA1995PLC078846

Regd. Office : Sheriff Centre, 73/1, St Mark's Road, Bengaluru - 560 001

Phone: 91 80 2227 8283/ 2227 1797 | Fax : +91 80 222278131

Email : info@starcominfotech.com | Website: www.starcominfotech.com

**Statement of Unaudited Financial Results for the Quarter Ended June 30, 2019.**



(Rs. In Lacs)

Particulars	Quarter Ended			Year Ended
	30.06.2019	31.03.2019	30.06.2018	31.03.2019
	Unaudited	Audited*	Unaudited	Audited
<b>1 Income from operations</b>				
(a) Net sales/income from operations	282.73	519.75	222.78	1,404.11
(b) Other income	23.26	21.88	46.44	103.18
<b>Total Income</b>	<b>305.99</b>	<b>541.63</b>	<b>269.42</b>	<b>1,507.29</b>
<b>2 Expenses</b>				
(a) Purchases of stock-in-trade	66.78	96.13	37.54	315.01
(b) Changes in inventories of finished goods, work-in-progress and stock-in-trade	(5.49)	8.09	(1.95)	6.40
(c) Other direct costs	14.94	139.31	-	139.31
(d) Rent	30.74	29.22	31.42	123.55
(e) Employee benefits expense	91.99	105.01	97.96	360.92
(f) Finance costs	26.74	26.17	22.08	94.71
(g) Depreciation and amortisation expense	11.77	12.74	12.65	51.23
(h) Other expenses	66.85	120.56	64.38	401.38
<b>Total expenses</b>	<b>304.32</b>	<b>537.23</b>	<b>264.07</b>	<b>1,492.51</b>
<b>3 Profit before tax (1-2)</b>	<b>1.67</b>	<b>4.39</b>	<b>5.35</b>	<b>14.78</b>
<b>4 Tax expense</b>				
(1) Current tax	0.43	1.14	1.39	3.84
(2) Deferred tax	(0.18)	(1.16)	0.07	(2.96)
<b>5 Profit/(loss) after tax (3-4)</b>	<b>1.42</b>	<b>4.41</b>	<b>3.88</b>	<b>13.90</b>
<b>6 Other comprehensive income / (loss)</b>				
Items that will not be reclassified to Profit or Loss				
- Remeasurement of post employment benefit obligation	1.02	(2.70)	2.27	4.09
- Income Tax on Above	(0.27)	0.69	(0.58)	(1.06)
<b>Other Comprehensive Income/ (Loss)</b>	<b>0.76</b>	<b>(2.02)</b>	<b>1.68</b>	<b>3.03</b>
<b>7 Total Comprehensive Income</b>	<b>2.18</b>	<b>2.39</b>	<b>5.56</b>	<b>16.93</b>
<b>8 Paid-up equity share capital (Face Value per share of Rs. 10/-)</b>	<b>500.06</b>	<b>500.06</b>	<b>500.06</b>	<b>500.06</b>
<b>9 Reserves (excluding Revaluation Reserve) as shown in the Audited Balance Sheet of previous year</b>	<b>(251.46)</b>	<b>(268.39)</b>	<b>(268.39)</b>	<b>(268.39)</b>
<b>10 Earnings per share (Basic and Diluted) (Rs.)</b>				
i) before extraordinary items (not annualised)	0.03	0.09	0.08	0.28
ii) after extraordinary items (not annualised)	0.03	0.09	0.08	0.28

\* Refer Note 3

**Notes :**

- The above financial results have been reviewed by the Audit Committee and approved by the Board of Directors at their respective meetings held on 13th August, 2019 and have undergone 'Limited Review' by the Statutory Auditors of the Company.
- The financial results have been prepared in accordance with the Companies (Indian Accounting Standard) Rules, 2015 (Ind AS) prescribed under Section 133 of the Companies Act, 2013 and other recognised accounting practices and policies to the extent applicable.
- Figures for the quarter ended on March, 2019 are the balancing figures between the audited figures in respect of full financial year ended March 31, 2019 and published year to date figures upto the third quarter ended December 31, 2018.
- Figures of the previous period have been reclassified/ regrouped wherever necessary.

**STARCOM INFORMATION TECHNOLOGY LIMITED**

CIN No.: L67120KA1995PLC078846

Regd. Office : Sheriff Centre, 73/1, St Mark's Road, Bengaluru - 560 001

Phone: 91 80 2227 8283/ 2227 1797 | Fax : +91 80 222278131

Email : info@starcominfotech.com | Website: www.starcominfotech.com


**5 Segment information :**

Particulars	Quarter Ended			Year Ended
	30.06.2019	31.03.2019	30.06.2018	31.03.2019
	Unaudited	Audited*	Unaudited	Audited
<b>1 Segment Revenue</b>				
a. Test, Measurement & Embedded Solutions for Educational Sector	97.48	127.76	105.21	408.25
b. Data Quality, Statistical & Analytics Software's	185.26	391.99	117.57	995.86
<b>Total</b>	<b>282.73</b>	<b>519.75</b>	<b>222.78</b>	<b>1,404.11</b>
<b>2 Segment Results</b>				
a. Test, Measurement & Embedded Solutions for Educational Sector	13.01	23.54	69.62	86.84
b. Data Quality, Statistical & Analytics Software's	66.67	364.35	47.03	775.57
<b>Total</b>	<b>79.69</b>	<b>387.89</b>	<b>116.65</b>	<b>862.40</b>
<b>Less :</b>				
i) Finance costs	26.74	26.17	22.08	94.71
ii) Un-allocable expenses net off income	51.27	357.33	89.22	752.91
<b>Total Profit / (Loss) before tax</b>	<b>1.67</b>	<b>4.39</b>	<b>5.35</b>	<b>14.78</b>
Less: Tax Expenses	0.25	(0.02)	1.46	0.88
<b>Net Profit / (Loss)</b>	<b>1.42</b>	<b>4.41</b>	<b>3.88</b>	<b>13.90</b>
<b>3 Segment Assets</b>				
a. Test, Measurement & Embedded Solutions for Educational Sector	111.58	227.66	204.64	227.66
b. Data Quality, Statistical & Analytics Software's	3,360.17	3,177.26	2,710.45	3,177.26
Unallocated	207.38	205.66	347.97	205.66
<b>Total</b>	<b>3,679.13</b>	<b>3,610.58</b>	<b>3,263.07</b>	<b>3,610.58</b>
<b>4 Segment Liabilities</b>				
a. Test, Measurement & Embedded Solutions for Educational Sector	180.47	187.63	113.11	187.63
b. Data Quality, Statistical & Analytics Software's	45.64	71.38	44.52	71.38
Unallocated	3,202.26	3,102.98	2,868.21	3,102.98
<b>Total</b>	<b>3,428.36</b>	<b>3,361.99</b>	<b>3,025.83</b>	<b>3,361.99</b>

\* Refer Note 3

Date : 13th August, 2019  
Place : Bengaluru

For and on behalf of the Board


Mr. Maddur Gundurao Mohankumar  
Director  
DIN - 00020029

**STARCOM INFORMATION TECHNOLOGY LIMITED**

CIN No.: L67120KA1995PLC078846

Regd. Office : Sheriff Centre, 73/1, St Mark's Road, Bengaluru - 560 001

**Extract of Statement of Unaudited Financial Results for the Quarter Ended June 30, 2019.**


Particulars	(Rs. In Lacs)			
	Quarter Ended		Year Ended	
	30.06.2019	31.03.2019	30.06.2018	31.03.2019
	Unaudited	Audited*	Unaudited	Audited
1 Total Income from Operations (net)	305.99	541.63	269.42	1,507.29
2 Net Profit / (Loss) for the period (before Tax, Exceptional and/or Extraordinary items)	1.67	4.39	5.35	14.78
3 Net Profit / (Loss) for the period before tax (after Exceptional and/or Extraordinary items)	1.67	4.39	5.35	14.78
4 Net Profit / (Loss) for the period after tax (after Exceptional and/or Extraordinary items)	1.42	4.41	3.88	13.90
5 Total Comprehensive Income for the period [Comprising Profit / (Loss) for the period (after tax) and Other Comprehensive Income (after tax)]	2.18	2.39	5.56	16.93
6 Equity Share Capital (Face Value Rs. 10/- per share)	500.06	500.06	500.06	500.06
7 Reserves (excluding Revaluation Reserve) as shown in the Audited Balance Sheet of previous year	(251.46)	(268.39)	(268.39)	(268.39)
8 Earnings Per Share (of Rs. 10/- each) (for continuing and discontinued operations) (not annualised)				
a. Basic:	0.03	0.09	0.08	0.28
b. Diluted:	0.03	0.09	0.08	0.28

**Notes:**

- a) The above is an extract of the detailed format of Quarterly Financial Results filed with the Stock Exchanges under Regulation 33 of the SEBI (Listing and Other Disclosure Requirements) Regulations, 2015. The full format of the quarterly results is available on the Company's website at [www.starcominfotech.com](http://www.starcominfotech.com) and the Stock Exchange websites at [www.bseindia.com](http://www.bseindia.com) and [www.nseindia.com](http://www.nseindia.com).

Date : 13th August, 2019  
Place : Bengaluru

For and on behalf of the Board

  
Mr. Maddur Gundurao Mohankumar  
Director  
DIN - 00020029

